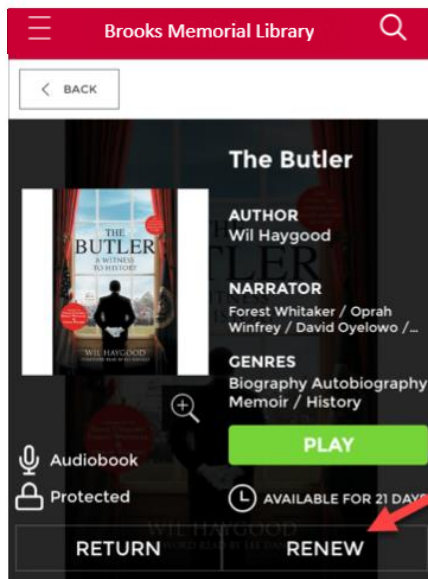




Renew through the RBdigital app

1. Locate the audiobook you want to renew under your **Checkouts**.
2. Tap on the book cover.
3. Choose **Renew** under the title information.



Renew online through an internet browser

1. Go to [RBdigital](#).
2. Click **Sign In** in the upper right (on small devices, click the person icon).
3. Click the menu  in the upper left and choose  to view your titles.
4. Tap the book cover.
5. Tap **Renew** under the title information.

